

SEDONA

Face Mask



User Manual

Table of Contents

What's Inside the Box	4
The SEDONA Remote	5
Power Supply	6-7
How to Start Device	8-10
Programs	11

What's Inside the Box

Face Mask


USB to
Remote
Cable

USB Adapter

SEDONA
Remote

Rechargable
Batteries

Battery
Charger



The SEDONA Remote

1. Display

2. Power ON and OFF

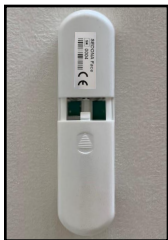
3. Mode (select program)

4. + Key (increases intensity)

5. - Key (reduces intensity)

Power Supply

Open the battery cover; place the two AAA batteries into the compartment; close the battery cover. After press the ON/OFF button (if the device doesn't turn on then batteries are empty, please swap the batteries for two new AAA batteries.)



1. Open the battery cover

2. Place the two AAA batteries into the compartment

Another power source is to plug the control remote into an outlet



Make sure blue dots are lined up



Plug the cable into the top of the remote

How to Start Device


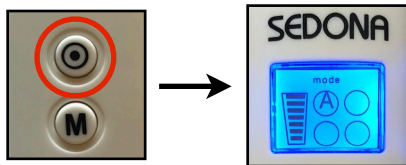
Press the ON/OFF button to boot up the unit. The display panel back light will turn on. Then press the M (mode) button to select the desired program. Press “+” or “-” to set the intensity. (Make sure the remote is connected to the face mask otherwise the unit will automatically shut down)



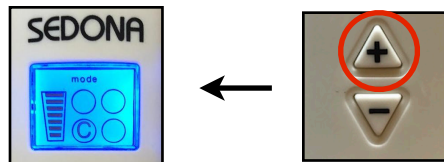
Make sure inductor is connected properly by lining up blue dots on

Press the ON/OFF button

Press the M button until desired mode



The selected program will start automatically a few seconds after you have reached your desired intensity and run for 30




Press the “+” button till desired intensity


To have the program run indefinitely (without stoping)

Press the ON/OFF button

Press the M button and “+” button at the same time



You will notice the lock button in the upper left corner



Now select desired program and intensity

Programs

Program		Frequency	Intensity	Use
A	Very Low	3Hz	0.6 gauss	Clearer Skin
B	Low	7.8Hz	0.6 gauss	Skin Cell Rejuvenation/ Schumann frequency
C	Medium	25Hz	0.6 gauss	Anti-aging/Wrinkles
D	High	1,200Hz	0.6 gauss	Reduce Puffy Face/ Swellings

SEDONA WELLNESS Disclaimer: The information on this manual is for reference purposes only and is not intended to recommend our pulsed electromagnetic field therapy device system as a drug or as a diagnosis for any illness or disease condition; nor as a product to eliminate disease or other medical condition. The Information has not been evaluated by U.S. Food and Drug Administration. Worldwide, there are no governmental health agencies that recognize a need to supplement natural magnetic fields using pulsed electromagnetic fields. Also, the website, company, employees, practitioners or its distributors make no warranty of any kind, expressed or implied with regard to the Information or how you use it. Sedona Wellness LPP, make no medical claims, real or implied, as to benefit of our device and methods. Our product is not intended to be used to diagnose, treat, cure or prevent any disease. Readers should consult appropriate health professionals relating to their health and well-being. Readers accept all responsibility for self-experimentation.

SEDONA FACE MASK IS STRICTLY A WELLNESS ENHANCEMENT TOOL

Copyright © 2017 SEDONA Wellness Ltd



NuLife Ventures LLC

7407 Ziegler Rd
Chattanooga Tn 37421

(800) 398-9842

support@NuLifeVentures.com